

# Rumba



NICOLETTIHOME

**Designer:** Abruzzese

**Structure:** pinewood, multilayer and plywood covered with polyurethane foam.

**Spring system:** elastic webbing

**Seat Padding:** seat cushions in ecological polyurethane foam, covered with 100% polyester padding

**Back Padding:** backrest cushions and headrests in ecological polyurethane foam, covered with 100% polyester padding

**Arm Interior:** armrests in ecological polyurethane foam, covered with 100% polyester padding

**Removability:** not available

**Sewing:** leather coverings feasible with contrast stitching in the colors available; cuts and sewing vary on microfiber (or fabric) coverings

**Mechanisms:** the model is equipped with headrests that can be manually lifted. Electric recliner versions available with electric recliner mechanisms operated by a button panel positioned on the side of seat cushions (M1F). The maximum depth of the model with open recliner is 164 cm. The maximum height of the model with lifted headrest is 98 cm.

**Standard feet:** shiny metal PM2297, h. 13 cm, also available with graubraun finish. Some versions may be equipped with hidden feet with a supporting structural function.

**Please note:** the model can be produced with elastic thin leather covers or with microfiber Berlin.



## Density of seat and back kg/cbm (±5%) (1)

Markets	Seat	Back
I	35 Medium	28
D - NL - CH	35 sostenuto hard	30 hard
USA - California	35 soft	28 soft
GB	37 fire retardant	30 fire retardant
Others	35 Medium	28

Note: when no values/contents are specified in the chart, please refer to "Others" field/area.

(1)Density: volume mass apparently determined on materials without any kind of covers and according to the UNI EN ISO 845 regulations. Indicated values refer to production averages; the Company reserves the right, if needed, to make changes to the declared technical characteristics. Before use, it is advisable to look at the SAFETY INFORMATION TECHNIQUE for info regarding use and protection of people and of the environment, in compliance with existing EEC regulations.

## Coverings

	suggested	not suggested	not possible
thick leathers			✓
thin elastic leathers	✓		
natural leathers			✓
fabric	✓		
microfibre	✓		
leather + split			✓
DeLuxe			✓
multi colour**			✓
multi-category**			✓
multi covering**			✓

Please note: for not removable models, only one colour fabric covers are available.

## Components / Optional vers.



M1F

### Feet



PM2297

### Ottoman



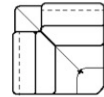
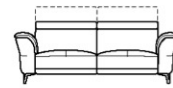
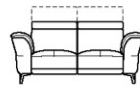
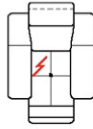
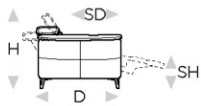
With the reservation of carrying for production purposes and without advanced notices modifications on the materials, coverings and dimensions of the product as indicated in the relevant specification. The given dimensions and volume are of indicative value being subject to the production process tolerances. For normal use, the following maximum loads are recommended: Armchairs max. 120 kg, 2-seat sofas max. 200 kg (2x100 kg), 3-seat sofas max. 240 kg (3x80 kg). Use with loads exceeding the indicated values may cause the sofa/armchair or its components to break.

↑ fold following the dotted line ↑

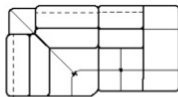
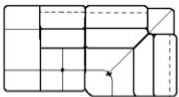
# Rumba

NICOLETTIHOME

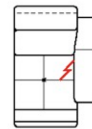
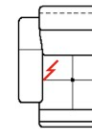
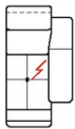
L Length - H Height - D Depth - SH Seat Height - SD Seat Depth  
 Dimensions refer to maximum sizes of the version with closed mechanism (where available).



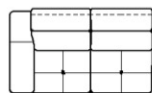
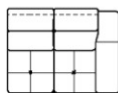
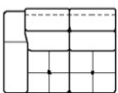
dimensions	L 110 H79 D109 SH43 SD58	L 110 H79 D109 SH43 SD58	L 170 H79 D109 SH43 SD58	L 210 H79 D109 SH43 SD58	L 117 H79 D117 SH43 SD58
version code	100	161	200	300	E35
Description	chair	chair with elec.recl.	2 seater	3 seater	sq.corner upliftab. headrest



L 221 H79 D117 SH43 SD58	L 221 H79 D117 SH43 SD58	L 58 H79 D109 SH43 SD58	L 86 H79 D109 SH43 SD58	L 86 H79 D109 SH43 SD58	L 88 H79 D109 SH43 SD58
C48	C47	130	120	110	174
lhf upl.headr.sq. corn.chair	rhf upl.headr. sq.corn.chair	chair without armr.	1 left arm facing chair	1 right arm facing chair	elec.rec.chair 1arm laf



L 88 H79 D109 SH43 SD58	L 77 H79 D109 SH43 SD58	L 110 H79 D109 SH43 SD58	L 110 H79 D109 SH43 SD58	L 110 H79 D109 SH43 SD58	L 110 H79 D109 SH43 SD58
173	144	124	114	613	612
elec.rec.chair 1arm raf	maxi chair no arm	lhf maxi chair	rhf maxi chair	1laf maxi chair rec.el	1raf maxi chair rec.el



L 144 H79 D109 SH43 SD58	L 144 H79 D109 SH43 SD58	L 182 H79 D109 SH43 SD58	L 182 H79 D109 SH43 SD58
220	210	320	310
1left arm facing 2 str	1right arm facing 2 str	1left arm facing 3 str	1right arm facing 3 str

↓ fold following the dotted line ↓