

# THE COLLUM COLLECTION

PBJ  
DESIGNHOUSE  
1968



# The Collum collection

*designed by Morten Svendsen*

The rectangular Collum table with its nicely curved column bases is an iconic design second to none. The fixed tabletop with solid edges has a smart integrated storage facility for extension leaves at each end and can be ordered with one or two extension leaves matching the tabletop.

The super elips Collum table is beautiful with the curved shape and curved base. It opens in the middle with a smart butterfly extension solution, it can not be easier.

On the round Collum table the curved columns have been turned into a centre pedestal base that is a beauty. When the table gets extended the pedestal base splits into two and gives the table another striking look.

The Collum sideboards, highboards and display cabinets represent a comprehensive range of cabinets in a soft organic design. All cabinets have a drinks/storage compartment on both sides with curved wooden doors fitted with a magnetic catch. The plinth of the cabinets has adjustable feet. All doors and drawers have soft-closing and the glass doors with push-release. The glass cabinets can be ordered with LED lights with sensor and dimmer.

All cabinets are also beautifully veneered at the back, which means they can be free standing.



Collum collection, Artus chair, in light oak lacq..







Collum collection, Artus chair, in light oak lacq.





# Different shapes for Collum

You can choose Collum with 2 different edge profiles and 3 different tabletops - please see below:

## Slim tabletop



## Soft tabletop



Choose the soft table top with a solid edge profile - classic and soft in its expression, or the minimalistic slim edge profile for a sharp modern look.

# Collum Rectangular

## Dining table rectangular

Rectangular dining table with the possibility of extension at each end.  
8-12 or 10-14 seats.

no 770175 - L 175 W 95 H 75 cm

no 770240 - L 240 W 95 H 75 cm

no 770050 - 1 pcs. extension leaf L 50 W 95 cm.

-10 - legs for Rectangular

Extension leaves to be ordered separately.



The table has integrated storage for the leaves at each end.



# Collum Super Ellipse


## Dining table super ellipse

Super ellipse dining table including butterfly extension in the middle.  
6-8 or 10-14 seats.

no 770171 - L 175/240 W 90 H 74 cm

no 770241 - L 240/338 W100 H 74 cm

-10 - legs for Super Ellipse



**Dining table super ellipse with fixed tabletop (only with Slim edge and not in solid wood).**

The table is also available with a fixed table top, in sizes 220, 240 and 260 cm

# Collum Round

## Dining table round

Round dining table, with the possibility of 1-2 or 1-4 extension leaves.  
4-12, 6-16 or 10-20 seats.

no 770122 - D 122 H 74 cm - max 2 ext.

Option: Version up to max 4 ext.

no 770063 1 pcs. extension leaf - 50 cm.

no 770140 - D 140 H 74 cm - max 2 ext.

Option: Version up to max 4 ext.

no 770064 1 pcs. extension leaf - 50 cm.

no 770160 - D 160 H 74 cm - max 2 ext.

Option: Version up to max 4 ext.

no 770066 1 pcs. extension leaf - 50 cm.

-10 - legs for Round

Extension leaves to be ordered separately.



# Collum side- and highboards

Side- and highboard with beautiful round storage corners.



## Highboard Glass

no 170139  
no 170138 w/light

2 glass doors. 2 wood shelves and 4 glass shelves.

L 139 W 46 H 116 cm



## Highboard Glass

no 170140  
no 170141 w/light

2 glass doors and 4 wood doors. 2 glass shelves and 2 wood shelves.

L 139 W 46 H 116 cm



## Highboard

no 170142

4 doors and 3 long shelves behind doors.

L 139 W 46 H 116 cm



## Sideboard

no 170143

1 drawer and 2 doors. 1 long shelf behind doors.

L 139 W 46 H 80 cm



## Sideboard

no 170144

2 doors. 2 long shelves behind doors.

L 139 W 46 H 80 cm



## Highboard Glass

no 170191 w/light  
no 170192

3 glass doors. 3 wood shelves and 6 glass shelves.

L 192 W 46 H 116 cm







### Highboard Glass

no 170193 w/light  
no 170194

3 glass doors and 3 wood doors. 3 glass shelves and 6 wood shelves.

L 192 W 46 H 116 cm



### Highboard

no 170195

6 doors. 1 long and 2 short shelves in left side. 3 short shelves in right side.

L 192 W 46 H 116 cm



### Sideboard

no 170196

2 drawers and 3 doors. 1 long shelf in left side and 1 short shelf in right side.

L 192 W 46 H 80 cm



### Sideboard

no 170197

3 doors. 2 long shelves in left side and 2 short shelves in right side.

L 192 W 46 H 80 cm




# Colours and materials


Collum Collection is available in different types of wood finishes. The tabletop is also available in a wide range of laminate in different colours and surfaces. You can find samples in your local store. The top of side-/highboards is available in Veneer, Marble and Fenix.

## WOOD


### VENEER




043 Light oak lacq



045 Oak natural lacq




047 Dark oak lacq



049 Smoked oak lacq

SOLID (ONLY DINING TABLE - EXTENSION LEAVES ALWAYS IN VENEER OR LAMINATE - NEVER IN SOLID WOOD))




052 Bianco oak oil



056 Oak natural oil

## LAMINATE


### MARBLE



301 Yule white



302 Yule grey




303 Pulpis light



304 Pulpis dark


### FENIX



201 Bianco white



204 Deep black




210 Dark warm grey




219 Verde



222 Grigio




206 Light grey




207 Grey brown




#### HPL (HIGH PRESSURE LAMINATE)




101 White



102 Pomice




103 Otter



104 Oyster  
Grey



105 Possum



106 Iron



184 Nero Stone

See [pbjdesignhouse.com](http://pbjdesignhouse.com) or price list for availability of specific products.

The paper used for this brochure is FSC® certified.

Home is a place to belong.  
Filled with love, harmony, joy ... being you.

---

Proud craftsmanship with a critical  
eye for design and quality.

A family-owned Danish company with our own  
production company. We have many years of experience in  
refining the details and meeting the customers' requirements.

DANISH DESIGN SINCE 1968



**PBJ Designhouse**

Skovvænget 2  
DK-7860 Spøttrup  
Denmark

[pbj@pbjdesignhouse.com](mailto:pbj@pbjdesignhouse.com)

[pbjdesignhouse.com](http://pbjdesignhouse.com)

Your specialist dealer:

*The brochure is subject to technical changes and possible printing errors.*